
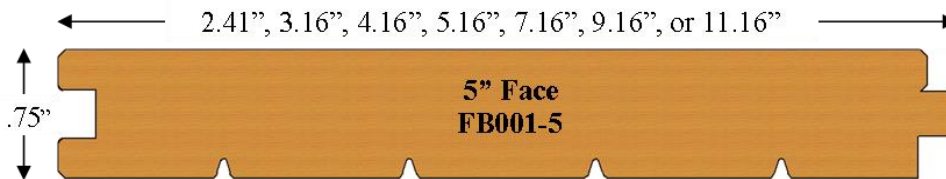


Great Lakes Collection

Black Cherry Micro Bevel Flooring

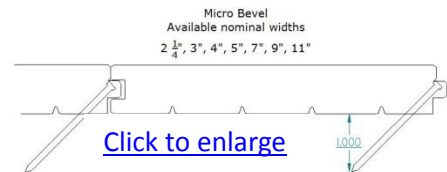


Finish - Endura/Street Shoe Matte
 Stain - Native
 Edge detail - Micro bevel
 Surface - Smooth
 Thickness - ¾" solid
 Widths - 2 ¼", 3", 4", 5"
 Grade - Select



Other Options Available.

Finish - Endura/Street Shoe Satin/Matte or sanded unfinished
 Stain - Unlimited colors available
 Edge detail - Micro Bevel or Square Edge
 Surface - Smooth
 Thickness - ¾" solid
 Widths- 2-1/4", 3", 4", 5", 7", 9", 11" [\(Click for pattern detail\)](#)
 Grades - Rustic, Tight Knot, Select



[Click to enlarge](#)

Before receiving delivery of flooring, be sure all masonry, stone, drywall is completed and climate controls operating for at least one week to normal living conditions. Rooms over 10' in width begin installation in center of room and use spline to reverse direction. Recommended 2" long approved flooring serrated nail or staple placed 6" to 8" apart. Nail and glue is best installation method. Leave ½" to ¾" expansion gap along all walls and hide gap with base and shoe.

[Click for full installation details](#)

www.kwaterskibros.com

Nation's Largest Selection of Creative Wood Products