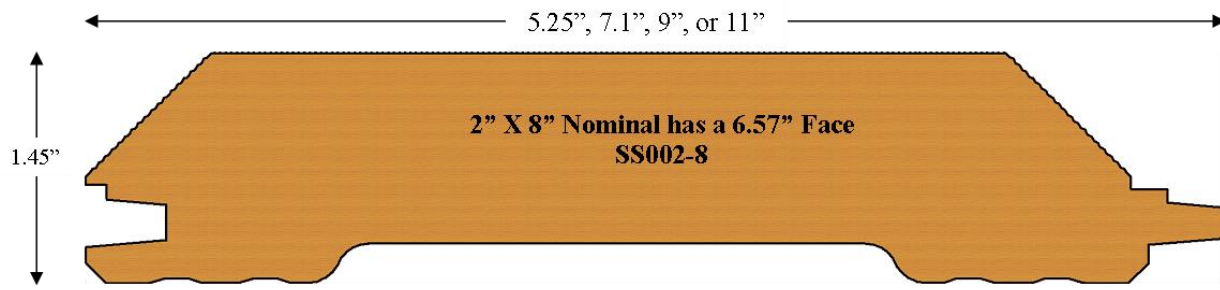



Headwaters Collection

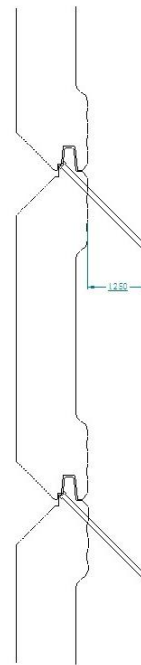
Scan Log Tongue and Groove – SS002



Available Specifications

- Species -** Alaskan Pine*, White Pine, Cedar*, Redwood*
- Colors -** Log & Siding , SRD, Semi-Transparent,
Rubbol Solid, Custom colors also available
- Edge detail -** Double Step Tongue & Groove – Hidden Fastener
- Surface -** Wirebrushed Face & Beveled Edges
- Thickness -** 2" Nominal
- Widths -** 6", 8", 10", 12" Nominal ([Click for pattern details](#))
- Grades (specie dependent) -** Tight Knot, Select, Clear Vertical Grain
- * Non-resinous - no pitch bleed

Installation Guide



Recommended 1 ¹/₄" penetration of stainless steel siding screw or nail into wood substrate (sheeting and wall studs) behind siding. Horizontal installation, nail into each wall stud. Use 3" trim screw or 10d stainless steel nail provided there is no foam board behind siding. Vertical installation requires additional blocking between studs every 32".

[Click to enlarge](#)

www.kwaterskibros.com

Nation's Largest Selection of Creative Wood Products