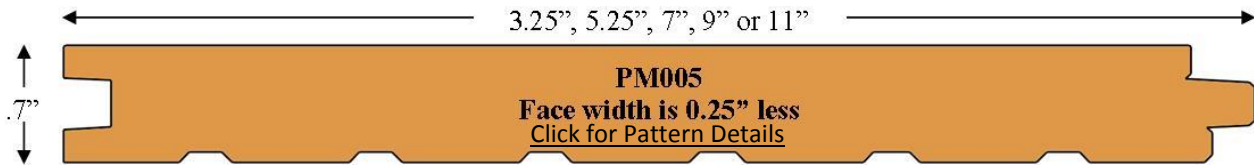


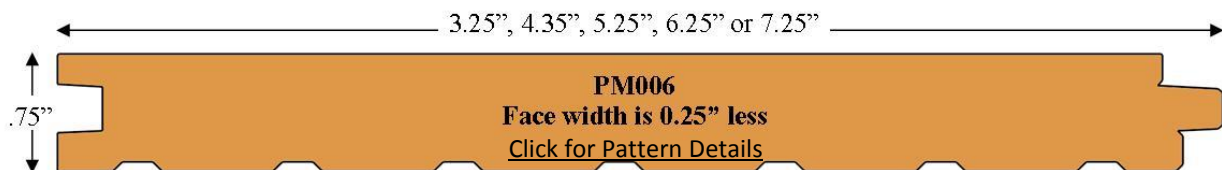
Paneling Visionline PM005 & PM006

1/8" Gap

Pine/Cedar PM005



Hardwood PM006



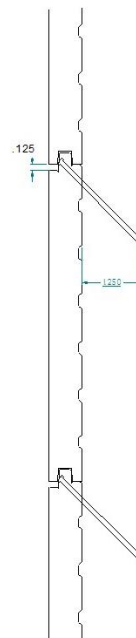
Collection

Grade/Specie

Rustic Elegance –	TK Aspen, TK Cedar, TK Lodgepole Pine and TK White Pine
Mellow Country –	Select Alder, Select Aspen, TK Aspen, Select Cedar, TK Cedar, Arctic Hickory, Select Maple, Select Red Oak, Select White Oak, Select Pine, TK Lodgepole Pine, TK White Pine and Select Poplar
Contemporary –	Select Aspen, Clear Vertical Grain Cedar, Select Cedar, Clear Vertical Grain Douglas Fir, Arctic Hickory, Select Maple, Select Pine and Select Walnut

Available Specifications

Edge Detail –	.010" Radius – 1/8" Gap
Surface –	Triple Sanded to 180 Grit
Finish –	Prefinished in Endura Oil or Endura Aqua
Stain –	Unlimited Colors Available



Installation Guide

Recommended $1\frac{1}{4}$ " penetration of stainless steel siding nail into wood substrate (sheeting and wall studs) behind siding. For horizontal and diagonal installation nail into each wall stud. Vertical installation requires additional blocking every 24" between wall studs. Use 8d provided there is no foam board behind siding.

[Click to Enlarge](#)

www.kwaterskibros.com

Nation's Largest Selection of Creative Wood Products