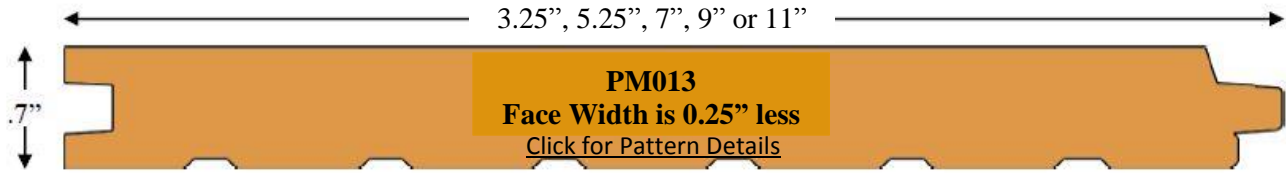


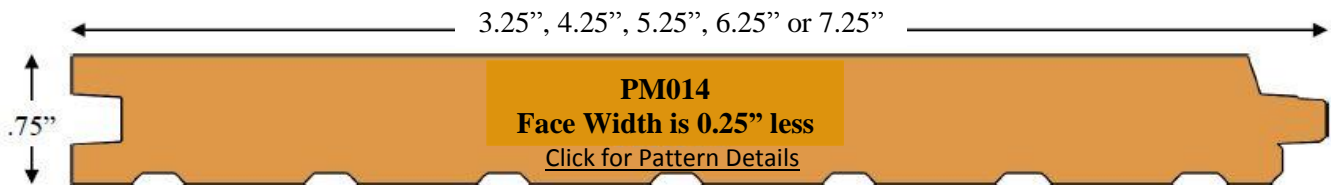
# Paneling Rivers Edge PM013 & PM014

## 1/8" Gap

### Pine/Cedar PM013



### Hardwood PM014



#### Collection

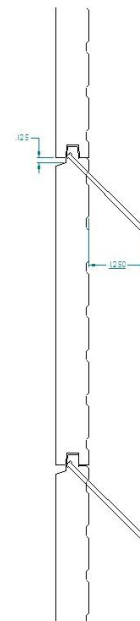
#### Grade/Specie

- Rustic Retreat –** TK Alder, TK Ash, TK Rustic Butternut, TK Pecky Butternut, Aromatic Cedar, TK Cedar, TK Hickory and TK White Pine
- Classic –** Select Cedar, Select Douglas Fir, Select Lyptus, Select Mahogany, Select Red Oak, Select White Oak, Select Pine and Select Walnut

#### **Available Specifications**

- Edge Detail –** .125" Gap - .239" Bevel
- Surface –** Triple Sanded to 180 Grit
- Finish –** Prefinished in Endura Oil or Endura Aqua
- Stain –** Unlimited Colors Available

#### Installation Guide



Recommended  $1 \frac{1}{4}$ " penetration of stainless steel siding nail into wood substrate (sheeting and wall studs) behind siding. For horizontal and diagonal installation nail into each wall stud. Vertical installation requires additional blocking every 24" between wall studs. Use 8d provided there is no foam board behind siding.

[Click to Enlarge](#)

[www.kwaterskibros.com](http://www.kwaterskibros.com)

*Nation's Largest Selection of Creative Wood Products*