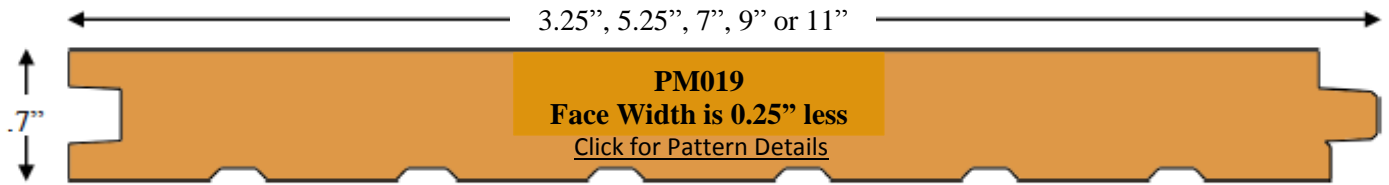


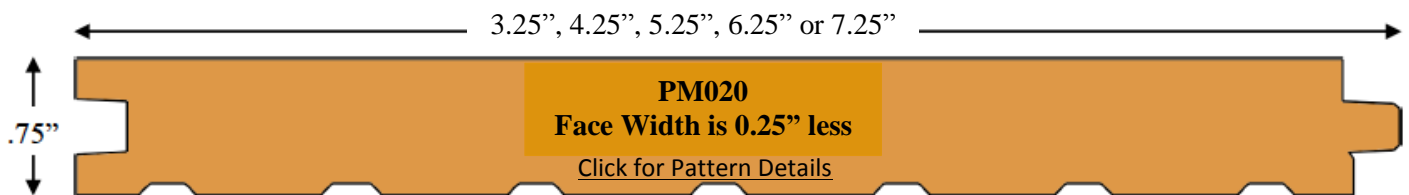
# Paneling Nickel Gap PM019 & PM020

1/16" Gap

## Pine/Cedar PM019



## Hardwood PM020



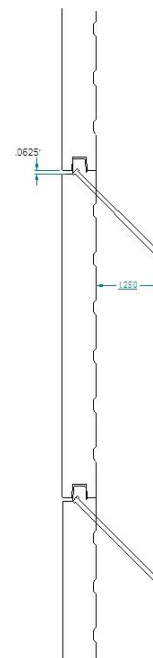
### Collection

### Grade/Specie

- Contemporary –** Select Aspen, Select Cedar, CVG Cedar, CVG Douglas Fir, Arctic Hickory, Select Maple, Select Pine, Select Walnut
- Mellow Country –** Select Alder, Select Aspen, Select Cedar, TK Cedar, Arctic Hickory, Select Maple, Select White Oak, Select Red Oak, Select Pine, TK Lodgepole Pine, TK White Pine, Select Poplar, TK Walnut
- Rustic Elegance –** TK Aspen, TK Cedar, TK Lodgepole Pine, TK White Pine

### Available Specifications

- Edge Detail –** Square Edge
- Surface –** Triple Sanded to 180 Grit
- Finish –** Prefinish in Endura Oil or Endura Aqua
- Stain –** Unlimited Colors Available



### Installation Guide

Recommended  $1\frac{1}{4}$ " penetration of stainless steel siding nail into wood substrate (sheeting and wall studs) behind siding. For horizontal and diagonal installation nail into each wall stud. Vertical installation requires additional blocking every 24" between wall studs. Use 8d provided there is no foam board behind siding.

[Click to Enlarge](#)

[www.kwaterskibros.com](http://www.kwaterskibros.com)

*Nation's Largest Selection of Creative Wood Products*