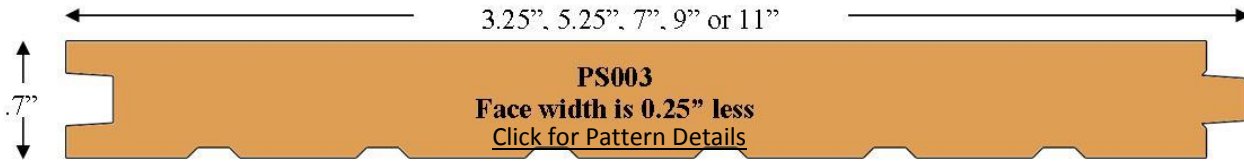
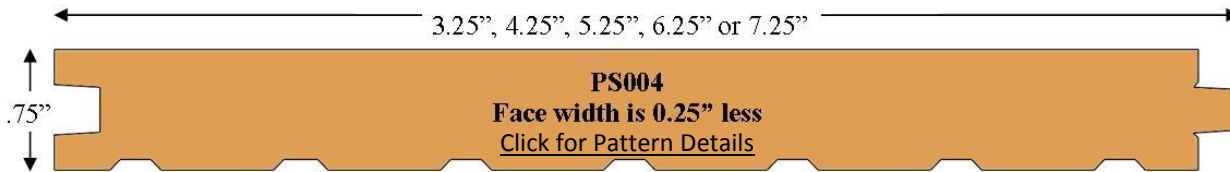


# Paneling Square Edge PS003 & PS004

## Pine/Cedar PS003



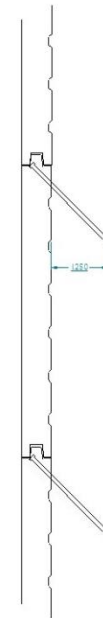
## Hardwood PS004



### Collection

### Grade/Specie

<b>Rustic Elegance –</b>	TK Alder, TK Aspen, TK Cedar, TK Cherry, TK Maple, TK Red Oak, TK White Oak, TK Lodgepole Pine and TK White Pine
<b>Rustic Retreat –</b>	TK Alder, TK Ash, TK Rustic Butternut, TK Pecky Butternut, Aromatic Cedar, TK Cedar, TK Hickory, TK White Pine, Vintage Hickory, Vintage Pine and Vintage Naily Pine
<b>Mellow Country –</b>	Select Alder, Select Aspen, TK Aspen, Select Cedar, TK Cedar Arctic Hickory, Select Maple, Select Red Oak, Select White Oak, Select Pine, TK Lodgepole Pine, TK White Pine, Select Poplar and TK Walnut
<b>Contemporary –</b>	Select Aspen, Clear Vertical Grain Cedar, Select Cedar, Clear Vertical Grain Douglas Fir, Arctic Hickory, Select Maple, Select Pine and Select Walnut
<b>Arts &amp; Crafts –</b>	Select Cherry, Quartersawn Cherry, Clear Vertical Grain Douglas Fir Select Lyptus, Select Mahogany, Quartersawn Maple, Select Red Oak, Select White Oak, Select Pine, Select Walnut and Quartersawn Walnut



### Installation Guide

Recommended  $1\frac{1}{4}$ " penetration of stainless steel siding nail into wood substrate (sheeting and wall studs) behind siding. For horizontal and diagonal installation nail into each wall stud. Vertical installation requires additional blocking every 24" between wall studs. Use 8d provided there is no foam board behind siding.

[Click to Enlarge](#)

### Available Specifications

<b>Edge Detail –</b>	Square Edge
<b>Surface –</b>	Triple Sanded to 180 Grit
<b>Finish –</b>	Prefinished in Endura Oil or Endura Aqua
<b>Stain –</b>	Unlimited Colors Available

[www.kwaterskibros.com](http://www.kwaterskibros.com)

*Nation's Largest Selection of Creative Wood Products*