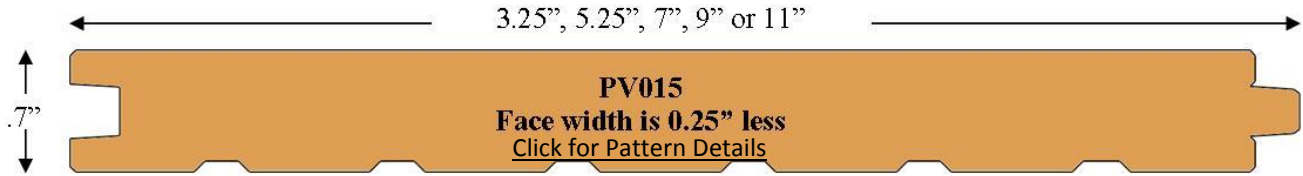


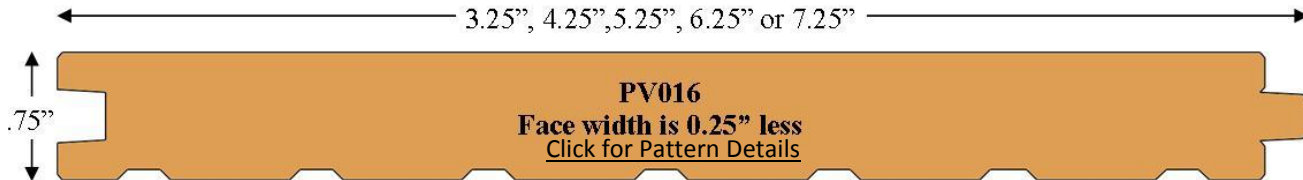
# Paneling Micro Vee PV015 & PV016

.044" Bevel

## Pine/Cedar PV015



## Hardwood PV016



### Collection

#### Contemporary –

Select Aspen, Clear Vertical Grain Cedar, Select Cedar, Clear Vertical Grain Douglas Fir, Arctic Hickory, Select Maple, Select Pine and Select Walnut

### Grade/Specie

#### Available Specifications

#### Edge Detail –

.044" Bevel

#### Surface –

Triple Sanded to 180 Grit

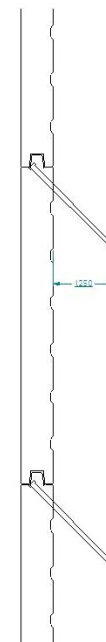
#### Finish –

Prefinished in Endura Oil or Endura Aqua

#### Stain –

Unlimited Colors Available

### Installation Guide



Recommended 1 1/4" penetration of stainless steel siding nail into wood substrate (sheeting and wall studs) behind siding. For horizontal and diagonal installation nail into each wall stud. Vertical installation requires additional blocking every 24" between wall studs. Use 8d provided there is no foam board behind siding.

[Click to Enlarge](#)

[www.kwaterskibros.com](http://www.kwaterskibros.com)

*Nation's Largest Selection of Creative Wood Products*